


CAE_T-4Di4Do-01



1.1 Description

ID: 6-101

Order No.: CAE_T-4Di4Do-01

Terminal: 25 Pin Sub-D (m)


Size: 6 eT (66mm x 107,5mm)

BBFCP: 3-1-1

The Module includes four digital outputs, adjustable as low side switch or high side switch, optional with pull-up.

The digital inputs designed for nominal 0-24V. The threshold of all inputs together can programmed from about 1V to 24V.

1.2 Connectors and Indication-/Operation-Elements




1.2.1 LED Indications

ID	Type	Specification	Type / Usage
Brick.StateLED	SMD-LED	yellow	communicationstate Brick

1.3 Input-/Output Scheme

The following diagram shows the adaption of the control unit. To avoid overlapping, some wires are displayed interrupted and dashed.



1.4 Technical Data

1.4.1 User Notes

- Blinking behavior StateLED:
Each Morse code is 3 seconds long!
not initialized = flashing continuously at approx. 5Hz
no communication = short-long-short
too little communication = short-short-short
disturbed communication = short-long-long
OK = continuous flashing at approx. 1Hz (0.6-1.5Hz)

1.5 History

On the following page you will find a list of changes that have been made to the product.

1.5.1 History

Date	Entry scope (HW, SWappl, SWapi, Release)	Entry type (enhancement, improvement, bugfix, release)	Version	Status (development, implemented, tested)	Responsible	Reason for the modification	Items of modification	Impact for (end-)customer	Comment	Location in model/source
xxxx-xx-xx		Release	0.99	Tested	NSt					

For questions please contact:

emBrick GmbH	Alfred-Nobel-Straße 2 D-55411 Bingen am Rhein	+49 (0)6721-48035-70	https://www.embrick.de/ https://www.embrick.de/shop/ support@embrick.de
--------------	--	----------------------	--