


# CAE\_G-6Ai2Tmp-03



## 1.1 Description

ID: 2-422

Order No.: CAE\_G-6Ai2Tmp-03 (-p)

Terminal: push-in (for  $< 0.5\text{mm}^2$ )

Size: 4 eU (44mm x 72mm)

BBFCP: 1-1-1

Weight: 30g

The module includes six current (0/4..20mA) inputs and two temperature inputs for a KTY2k with a range from  $0^{\circ}\text{C}$  up to  $50^{\circ}\text{C}$ .

For each input/sensor double terminals (ground, input) are available. An additional connected terminal field can be used for power supply distribution to the sensors. Therefore a direct connection of the sensors without separate clamps is available.

Other temperature ranges / sensors on request.

## 1.2 Connectors and Indication-/Operation-Elements



### 1.2.1 Terminal block (TB)

The following Illustration the technical details for Terminal blocks are listed. The location of a specific block is documented with the ID (left column) in the previous Illustrations.

ID	Model	Model / Series	Grid	Num. of term.	connection	elec. usage
Brick.TB01	Cage Terminal	WAGO250	2.5mm	12	up to 0.5mm <sup>2</sup> or 0,8mm	signal level
Brick.TB02	Cage Terminal	WAGO250	2.5mm	12	up to 0.5mm <sup>2</sup> or 0,8mm	signal level

### 1.2.2 Terminal assignment

Here the assignment of individual terminals and there affiliation to terminal blocks (Te block), terminal numbers (Te no.) and short description (T.desc.) aswell as there electrical function and usage are explained.

The associated mechanical and electrical properties are stated with the specific terminal block in the previous chapter. The position of a terminal is dedicated through the "Te block" and the actual terminal number (Te no.) or the thermanal description (T.descr.) in the previous Illustration respectively.

In the column "usage" the technical-/ device-functional use is listed.



Te block	Te no.	T. descr.	Function	Usage
Brick.TB00	0	24V	Sensor supply +24V	Ai1
Brick.TB00	1	IN	Input	Ai1
Brick.TB00	2	0V	Ground	Ai1
Brick.TB00	3	24V	Sensor supply +24V	Ai2
Brick.TB00	4	IN	Input	Ai2
Brick.TB00	5	0V	Ground	Ai2
Brick.TB00	6	24V	Sensor supply +24V	Ai3
Brick.TB00	7	IN	Input	Ai3
Brick.TB00	8	0V	Ground	Ai3
Brick.TB00	9	24V	Sensor supply +24V	Ai4
Brick.TB00	10	IN	Input	Ai4
Brick.TB00	11	0V	Ground	Ai4
Brick.TB00	12	24V	Sensor supply +24V	Ai5
Brick.TB00	13	IN	Input	Ai5
Brick.TB00	14	0V	Ground	Ai5
Brick.TB00	15	24V	Sensor supply +24V	Ai6
Brick.TB00	16	IN	Input	Ai6
Brick.TB00	17	0V	Ground	Ai6
Brick.TB00	18	Tmp	Input Temperature Sensor	Temp1
Brick.TB00	19	0V	Ground	Temp1
Brick.TB00	20	Tmp	Input Temperature Sensor	Temp2
Brick.TB00	21	0V	Ground	Temp2

### 1.2.3 LED Indications

ID	Type	Specification	Type / Usage
Brick.StateLED	SMD-LED	yellow	communicationstate Brick

### 1.3 Input-/Output Scheme

The following diagram shows the adaption of the control unit. To avoid overlapping, some wires are displayed interrupted and dashed.



## 1.4 Technical Data

### 1.4.1 Analog Inputs

The control unit has the following analogue inputs / measuring inputs:

Identifier	Ai1
Type	Current Input
Range	0 ... 20mA, 2/3-wire
Input/Load Resistor	175 Ohm
Resolution	10Bit
Accuracy	0.5%
Linearity	0.2%
Filter	-
Linearization	-
Model / Series	-
Remark	-

Identifier	Ai2
Type	Current Input
Range	0 ... 20mA, 2/3-wire
Input/Load Resistor	175 Ohm
Resolution	10Bit
Accuracy	0.5%
Linearity	0.2%
Filter	-
Linearization	-
Model / Series	-
Remark	-

Identifier	Ai3
Type	Current Input
Range	0 ... 20mA, 2/3-wire
Input/Load Resistor	175 Ohm
Resolution	10Bit
Accuracy	0.5%
Linearity	0.2%
Filter	-
Linearization	-
Model / Series	-
Remark	-

Identifier	Ai4
Type	Current Input
Range	0 ... 20mA, 2/3-wire
Input/Load Resistor	175 Ohm
Resolution	10Bit

Accuracy	0.5%
Linearity	0.2%
Filter	-
Linearization	-
Model / Series	-
Remark	-

Identifier	Ai5
Type	Current Input
Range	0 ... 20mA, 2/3-wire
Input/Load Resistor	175 Ohm
Resolution	10Bit
Accuracy	0.5%
Linearity	0.2%
Filter	-
Linearization	-
Model / Series	-
Remark	-

Identifier	Ai6
Type	Current Input
Range	0 ... 20mA, 2/3-wire
Input/Load Resistor	175 Ohm
Resolution	10Bit
Accuracy	0.5%
Linearity	0.2%
Filter	-
Linearization	-
Model / Series	-
Remark	-

Identifier	Temp1
Type	Temperature input, KTY81-2k, 0...50°C
Range	0 ... 50°C
Input/Load Resistor	-
Resolution	0.1%
Accuracy	2%
Linearity	1%
Filter	Tau = 1 s
Linearization	-
Model / Series	KTY2k
Remark	

Identifier	Temp2
Type	Temperature input, KTY81-2k, 0...50°C
Range	0 ... 50°C

Input/Load Resistor	-
Resolution	0.1%
Accuracy	2%
Linearity	1%
Filter	Tau = 1s
Linearization	-
Model / Series	KTY2k
Remark	

### 1.4.2 User Notes

- Blinking behavior StateLED:

Each Morse code is 3 seconds long!

not initialized = flashing continuously at approx. 5Hz

no communication = short-long-short

too little communication = short-short-short

disturbed communication = short-long-long

OK = continuous flashing at approx. 1Hz (0.6-1.5Hz)

## 1.5 History

On the following page you will find a list of changes that have been made to the product.

1.5.1 History

Date	Entry scope (HW, SWappl, SWapi, Release)	Entry type (Enhancement, Improvement, Bugfix, Release)	Version	Status (development, implemented, tested)	Responsible	Reason for the modification	Items of the modification	Impact for (end-)customer	Comment	location in model/source
xxxx-xx-xx		Release	0.99	tested	NSt					



For questions please contact:

emBrick GmbH	Alfred-Nobel-Straße 2 D-55411 Bingen am Rhein	+49 (0)6721-48035-70	<a href="https://www.embrick.de/">https://www.embrick.de/</a> <a href="https://www.embrick.de/shop/">https://www.embrick.de/shop/</a> <a href="mailto:support@embrick.de">support@embrick.de</a>
--------------	--	----------------------	--