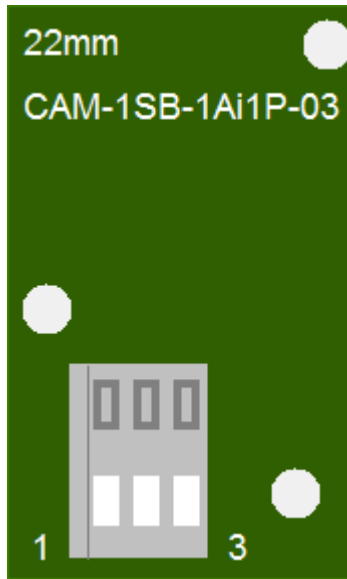


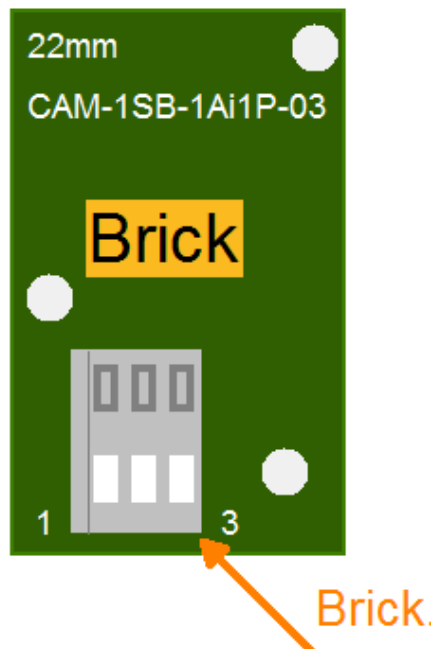
CAM_1SB-1Ai1P-03



1.1 Description

With this SubBRICK the CAE_G-2ComSens-#1 is a 1..4 chanal fast sampling analog frontend with up to 100kSample/s in one-shot mode

1.2 Connectors and Indication-/Operation-Elements



1.2.1 Terminal block (TB)

The following Illustration the technical details for Terminal blocks are listed. The location of a specific block is documented with the ID (left column) in the previous Illustrations.

ID	Model	Model / Series	Grid	Num. of term.	connection	elec. usage
Brick.TB1	Cage Terminal	WAGO250	2.5mm	3	up to 0.5mm ² or 0,8mm	signal level

1.2.2 Terminal assignment

Here the assignment of individual terminals and their affiliation to terminal blocks (Te block), terminal numbers (Te no.) and short description (T.desc.) as well as their electrical function and usage are explained.

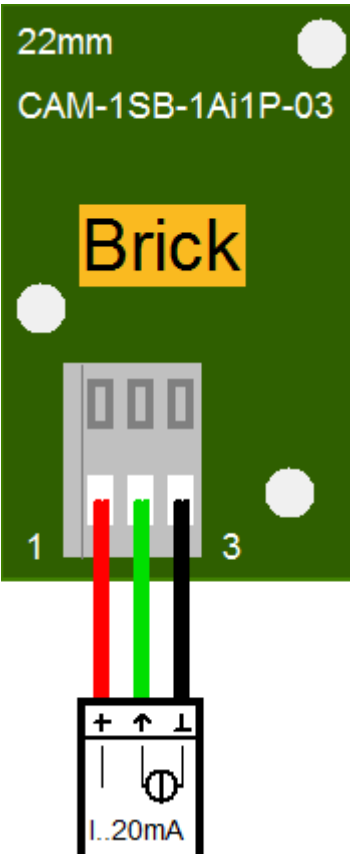
The associated mechanical and electrical properties are stated with the specific terminal block in the previous chapter. The position of a terminal is dedicated through the "Te block" and the actual terminal number (Te no.) or the terminal description (T.descr.) in the previous Illustration respectively. In the column "usage" the technical-/ device-functional use is listed.

Te block	Te no.	T. descr.	Function	Usage
Brick.TB00	0	24V	Sensor supply +24V	Ai1

Brick.TB00	1	IN	Input	Ai1
Brick.TB00	2	0V	Ground	Ai1

1.3 Input-/Output Scheme

The following diagram shows the adaption of the control unit. To avoid overlapping, some wires are displayed interrupted and dashed.



1.4 Technical Data

1.4.1 Analog Inputs

The control unit has the following analogue inputs / measuring inputs:

Identifier	Ai1
Type	Current Input
Range	0 ... 20mA, 2/3-wire, up to 100kSamples/s
Input/Load Resistor	
Resolution	12 Bit
Accuracy	
Linearity	
Filter	
Linearization	-
Model / Series	-
Remark	internal

1.4.2 User Notes

- Blinking behavior StateLED:
Each Morse code is 3 seconds long!
not initialized = flashing continuously at approx. 5Hz
no communication = short-long-short
too little communication = short-short-short
disturbed communication = short-long-long
OK = continuous flashing at approx. 1Hz (0.6-1.5Hz)

1.5 History

On the following page you will find a list of changes that have been made to the product.

1.5.1 History

Date	Entry scope (HW, SWappl, SWapi, Release)	Entry type (Enhancement, Improvement, Bugfix, Release)	Version	Status (development, implemented, tested)	Responsible	Reason for the modification	Items of the modification	Impact for (end-)customer	Comment	location in model/source
xxxx-xx-xx		Release	0.99	tested	NSt					

For questions please contact:

emBrick GmbH	Alfred-Nobel-Straße 2 D-55411 Bingen am Rhein	+49 (0)6721-48035-70	https://www.embrick.de/ https://www.embrick.de/shop/ support@embrick.de
--------------	--	----------------------	---